

**INTER-BANK MONEY MARKET REPORT**

Monday, November 16, 2015


ITEM	AMOUNT(M)	LENDING RATE %	WEIGHTED AV %
1	100	6.00	0.1064
2	750	8.50	1.1303
3	600	9.00	0.9574
4	400	9.00	0.6383
5	150	10.50	0.2793
6	185	10.50	0.3444
7	250	10.50	0.4654
8	700	10.70	1.3280
9	100	11.10	0.1968
10	50	11.20	0.0993
11	75	11.20	0.1489
12	100	11.20	0.1986
13	100	11.25	0.1995
14	300	11.25	0.5984
15	50	11.35	0.1006
16	400	11.50	0.8156
17	150	11.50	0.3059
18	100	11.50	0.2039
19	300	11.50	0.6117
20	100	11.50	0.2039
21	100	11.50	0.2039
22	50	12.50	0.1108
23	30	13.25	0.0705
24	100	13.50	0.2394
25	200	13.50	0.4787
26	200	13.50	0.4787
	<b>5,640.00</b>	<b>TODAYS AVERAGE</b>	<b>10.5146</b>


**DAILY CBK LENDING**


PRINCIPAL LOAN(Kshs M)	DAYS TO MATURITY	INTEREST RATE	INTEREST CHARGED(Kshs)
0	0	17.5	.00
		<b>TOTAL</b>	<b>.00</b>

**GOVERNMENT SECURITIES REDISCOUNTED**

TYPE	DAYS TO MATURITY	AMOUNT(Ksh M)
T/BILL	28	3.00
T/BILL	35	0.10
T/BILL	91	0.05
T/BOND	189	0.30
T/BOND	9198	0.10
	<b>TOTAL</b>	<b>3.55</b>

Prepared By 

Checked By 

Authorised Signatory 

Authorised Signatory 

SOURCE: BANKING SERVICES DIVISION, CENTRAL BANK OF KENYA

