

INTER-BANK MONEY MARKET REPORT

Monday, August 11, 2014

ITEM	AMOUNT(M)	LENDING RATE %	WEIGHTED AV %
1	500	10.50	0.4903
2	2400	10.50	2.3536
3	350	10.50	0.3432
4	170	10.75	0.1707
5	300	11.00	0.3082
6	500	11.00	0.5137
7	1300	11.50	1.3963
8	150	11.50	0.1611
9	100	11.80	0.1102
10	60	11.80	0.0661
11	350	11.80	0.3857
12	50	11.80	0.0551
13	50	11.85	0.0553
14	430	11.85	0.4759
15	100	11.90	0.1111
16	100	11.90	0.1111
17	500	11.90	0.5557
18	50	11.95	0.0558
19	100	11.95	0.1116
20	250	11.95	0.2790
21	50	12.00	0.0560
22	150	12.00	0.1681
23	80	12.00	0.0897
24	100	12.00	0.1121
25	100	12.00	0.1121
26	150	12.00	0.1681
27	25	12.00	0.0280
28	150	12.00	0.1681
29	100	12.00	0.1121
30	100	12.00	0.1121
31	250	12.00	0.2802
32	120	12.00	0.1345
33	390	12.00	0.4371
34	307	12.00	0.3441
35	250	12.00	0.2802
36	100	12.00	0.1121
37	150	12.05	0.1688
38	50	12.20	0.0570
39	200	12.25	0.2288
40	75	12.25	0.0858
10,707.00		TODAYS AVERAGE	11.3649


DAILY CBK LENDING

PRINCIPAL LOAN(Kshs M)	DAYS TO MATURITY	INTEREST RATE	INTEREST CHARGED(Kshs)
0	0	14.5	.00
TOTAL			.00


GOVERNMENT SECURITIES REDISCOUNTED

TYPE	DAYS TO MATURITY	AMOUNT(Ksh M)
T/BILL	14	1.40
NONE	0	0.00
TOTAL		1.40


Prepared By




Checked By



Authorised Signatory



Authorised Signatory



SOURCE: BANKING SERVICES DIVISION, CENTRAL BANK OF KENYA