

INTER-BANK MONEY MARKET REPORT

Tuesday, October 28, 2014


ITEM	AMOUNT(M)	LENDING RATE %	WEIGHTED AV %
1	500	6.50	0.2063
2	800	6.50	0.3302
3	300	6.75	0.1286
4	700	6.85	0.3044
5	600	6.90	0.2629
6	1000	7.00	0.4444
7	250	7.00	0.1111
8	800	7.00	0.3556
9	225	7.25	0.1036
10	1000	7.25	0.4603
11	600	7.25	0.2762
12	300	7.25	0.1381
13	150	7.30	0.0695
14	250	7.30	0.1159
15	600	7.30	0.2781
16	700	7.30	0.3244
17	75	7.35	0.0350
18	120	7.35	0.0560
19	250	7.35	0.1167
20	500	7.40	0.2349
21	100	7.40	0.0470
22	100	7.40	0.0470
23	100	7.40	0.0470
24	300	7.50	0.1429
25	25	7.50	0.0119
26	150	7.50	0.0714
27	100	7.50	0.0476
28	300	7.50	0.1429
29	300	7.50	0.1429
30	100	7.50	0.0476
31	150	7.50	0.0714
32	75	7.50	0.0357
33	100	7.50	0.0476
34	200	7.60	0.0965
35	1000	7.65	0.4857
36	200	7.65	0.0971
37	100	7.75	0.0492
38	100	7.75	0.0492
39	150	7.75	0.0738
40	250	7.75	0.1230
41	50	7.75	0.0246
42	100	7.75	0.0492
43	600	7.80	0.2971
44	200	7.80	0.0990
45	50	7.80	0.0248
46	600	7.90	0.3010
47	50	7.90	0.0251
48	150	8.00	0.0762
49	100	8.00	0.0508
50	80	8.00	0.0406
51	150	8.00	0.0762
15,750.00		TODAYS AVERAGE	7.2943


DAILY CBK LENDING

PRINCIPAL LOAN(Kshs M)	DAYS TO MATURITY	INTEREST RATE	INTEREST CHARGED(Kshs)
0	0	14.5	.00
TOTAL			.00


GOVERNMENT SECURITIES REDISCOUNTED

TYPE	DAYS TO MATURITY	AMOUNT(Ksh M)
NONE	0	0.00
	TOTAL	0.00

Prepared By 

Checked By 

Authorised Signatory 

Authorised Signatory 

SOURCE: BANKING SERVICES DIVISION, CENTRAL BANK OF KENYA