

INTER-BANK MONEY MARKET REPORT

Thursday, October 30, 2014


ITEM	AMOUNT(M)	LENDING RATE %	WEIGHTED AV %
1	300	6.75	0.0885
2	700	6.75	0.2065
3	1100	6.85	0.3294
4	250	7.00	0.0765
5	800	7.00	0.2448
6	800	7.00	0.2448
7	75	7.25	0.0238
8	80	7.40	0.0259
9	800	7.40	0.2588
10	100	7.45	0.0326
11	700	7.45	0.2279
12	100	7.45	0.0326
13	50	7.50	0.0164
14	70	7.50	0.0229
15	150	7.50	0.0492
16	100	7.50	0.0328
17	1000	7.50	0.3278
18	150	7.50	0.0492
19	100	7.50	0.0328
20	100	7.50	0.0328
21	100	7.50	0.0328
22	600	7.50	0.1967
23	600	7.50	0.1967
24	800	7.50	0.2623
25	175	7.50	0.0574
26	100	7.50	0.0328
27	100	7.55	0.0330
28	100	7.55	0.0330
29	90	7.55	0.0297
30	300	7.60	0.0997
31	1000	7.60	0.3322
32	500	7.60	0.1661
33	100	7.60	0.0332
34	50	7.60	0.0166
35	100	7.65	0.0334
36	100	7.70	0.0337
37	100	7.70	0.0337
38	100	7.75	0.0339
39	325	7.75	0.1101
40	150	7.75	0.0508
41	500	7.75	0.1694
42	1738	7.75	0.5888
43	1000	7.75	0.3388
44	600	7.75	0.2033
45	500	7.80	0.1705
46	300	7.80	0.1023
47	1500	7.80	0.5114
48	250	7.80	0.0852
49	400	7.80	0.1364
50	500	7.85	0.1716
51	200	7.85	0.0686
52	100	7.85	0.0343
53	300	7.85	0.1029
54	75	7.85	0.0257
55	150	7.90	0.0518
56	150	7.90	0.0518
57	50	7.90	0.0173
58	150	7.95	0.0521
59	500	8.00	0.1748
60	750	8.20	0.2688
61	150	8.20	0.0538
	22,878.00	TODAYS AVERAGE	7.5529


DAILY CBK LENDING


PRINCIPAL LOAN(Kshs M)	DAYS TO MATURITY	INTEREST RATE	INTEREST CHARGED(Kshs)
0	0	14.5	.00
TOTAL			.00

GOVERNMENT SECURITIES REDISCOUNTED

TYPE	DAYS TO MATURITY	AMOUNT(Ksh M)
NONE	0	0.00
TOTAL		0.00

Prepared By 

Checked By 

Authorised Signatory 

Authorised Signatory 

SOURCE: BANKING SERVICES DIVISION, CENTRAL BANK OF KENYA