

INTER-BANK MONEY MARKET REPORT

10 September 2015


ITEM	AMOUNT(M)	LENDING RATE %	WEIGHTED AV %
1	250	12.50	0.2053
2	1500	12.75	1.2566
3	500	12.75	0.4189
4	500	12.75	0.4189
5	700	12.75	0.5864
6	500	12.75	0.4189
7	200	12.75	0.1675
8	300	12.75	0.2513
9	50	13.00	0.0427
10	100	13.00	0.0854
11	200	13.00	0.1708
12	100	13.00	0.0854
13	50	13.00	0.0427
14	100	13.10	0.0861
15	100	13.20	0.0867
16	100	13.20	0.0867
17	30	13.25	0.0261
18	60	13.25	0.0522
19	50	13.25	0.0435
20	40	13.30	0.0350
21	100	13.30	0.0874
22	500	13.45	0.4419
23	100	13.50	0.0887
24	300	13.50	0.2661
25	700	13.50	0.6209
26	200	13.50	0.1774
27	300	13.50	0.2661
28	350	13.50	0.3104
29	500	13.50	0.4435
30	1000	13.50	0.8870
31	250	13.55	0.2226
32	500	13.70	0.4501
33	700	13.75	0.6324
34	150	14.00	0.1380
35	40	14.00	0.0368
36	50	14.00	0.0460
37	50	14.00	0.0460
38	50	14.00	0.0460
39	250	14.00	0.2300
40	350	14.00	0.3219
41	800	14.00	0.7359
42	900	14.00	0.8279
43	100	14.10	0.0926
44	700	14.10	0.6485
45	150	14.30	0.1409
46	200	14.50	0.1905
47	450	14.50	0.4287
48	50	14.50	0.0476
15,220.00		TODAYS AVERAGE	13.4389


DAILY CBK LENDING


PRINCIPAL LOAN(Kshs M)	DAYS TO MATURITY	INTEREST RATE	INTEREST CHARGED(Kshs)
160	1	17.5	76,712.30
2800	1	17.5	1,342,465.75
TOTAL			1,419,178.10


GOVERNMENT SECURITIES REDISCOUNTED

TYPE	DAYS TO MATURITY	AMOUNT(Ksh M)
T/BILL	11	3.10
T/BILL	18	2.90
T/BILL	53	2.90
T/BILL	60	5.00
T/BILL	67	3.00
T/BILL	95	1.25
	TOTAL	18.15

Prepared By  _____

Checked By  _____

Authorised Signatory  _____

Authorised Signatory  _____

SOURCE: BANKING SERVICES DIVISION, CENTRAL BANK OF KENYA