

INTER-BANK MONEY MARKET REPORT

Friday, October 10, 2014


ITEM	AMOUNT(M)	LENDING RATE %	WEIGHTED AV %
1	1500	5.40	0.4702
2	600	5.85	0.2038
3	2000	5.85	0.6792
4	175	5.90	0.0599
5	350	6.00	0.1219
6	100	6.00	0.0348
7	3500	6.00	1.2192
8	100	6.20	0.0360
9	100	6.25	0.0363
10	100	6.25	0.0363
11	200	6.30	0.0731
12	200	6.30	0.0731
13	250	6.30	0.0914
14	100	6.35	0.0369
15	50	6.40	0.0186
16	100	6.40	0.0372
17	100	6.40	0.0372
18	250	6.40	0.0929
19	250	6.40	0.0929
20	150	6.40	0.0557
21	750	6.40	0.2787
22	300	6.40	0.1115
23	1000	6.40	0.3716
24	100	6.45	0.0374
25	175	6.45	0.0655
26	200	6.45	0.0749
27	50	6.50	0.0189
28	150	6.50	0.0566
29	100	6.50	0.0377
30	450	6.50	0.1698
31	75	6.50	0.0283
32	100	6.50	0.0377
33	800	6.50	0.3019
34	800	6.50	0.3019
35	250	6.50	0.0943
36	50	6.50	0.0189
37	200	6.50	0.0755
38	200	6.60	0.0766
39	300	6.60	0.1149
40	1000	6.60	0.3832
17,225.00		TODAYS AVERAGE	6.1625


DAILY CBK LENDING


PRINCIPAL LOAN(Kshs M)	DAYS TO MATURITY	INTEREST RATE	INTEREST CHARGED(Kshs)
0	0	14.5	.00
TOTAL			.00

GOVERNMENT SECURITIES REDISCOUNTED

TYPE	DAYS TO MATURITY	AMOUNT(Ksh M)
NONE	0	0.00
TOTAL		0.00

Prepared By 

Checked By 

Authorised Signatory 

Authorised Signatory 

SOURCE: BANKING SERVICES DIVISION, CENTRAL BANK OF KENYA