

INTER-BANK MONEY MARKET REPORT

Monday, January 12, 2015


ITEM	AMOUNT(M)	LENDING RATE %	WEIGHTED AV %
1	300	6.00	0.1199
2	200	6.30	0.0839
3	250	6.30	0.1049
4	120	6.30	0.0504
5	500	6.30	0.2099
6	110	6.30	0.0462
7	100	6.30	0.0420
8	175	6.30	0.0735
9	300	6.30	0.1259
10	400	6.30	0.1679
11	50	6.35	0.0212
12	1950	6.35	0.8250
13	500	6.35	0.2115
14	50	6.35	0.0212
15	100	6.35	0.0423
16	300	6.40	0.1279
17	150	6.40	0.0640
18	300	6.40	0.1279
19	50	6.40	0.0213
20	150	6.50	0.0650
21	100	6.50	0.0433
22	200	6.50	0.0866
23	75	6.50	0.0325
24	200	6.50	0.0866
25	150	6.50	0.0650
26	1200	6.50	0.5197
27	200	6.50	0.0866
28	120	6.50	0.0520
29	500	6.50	0.2165
30	200	6.50	0.0866
31	800	6.50	0.3464
32	200	6.50	0.0866
33	500	6.55	0.2182
34	100	6.60	0.0440
35	50	6.60	0.0220
36	100	6.60	0.0440
37	100	6.60	0.0440
38	300	6.60	0.1319
39	100	6.60	0.0440
40	200	6.60	0.0879
41	60	6.60	0.0264
42	1000	6.60	0.4397
43	1250	6.60	0.5496
44	150	6.65	0.0665
45	300	6.70	0.1339
46	800	6.75	0.3598
15,010.00		TODAYS AVERAGE	6.4717


DAILY CBK LENDING


PRINCIPAL LOAN(Kshs M)	DAYS TO MATURITY	INTEREST RATE	INTEREST CHARGED(Kshs)
0	0	14.5	.00
TOTAL			.00

GOVERNMENT SECURITIES REDISCOUNTED

TYPE	DAYS TO MATURITY	AMOUNT(Ksh M)
T/BILL	301	5.00
TOTAL		5.00

Prepared By 

Checked By 

Authorised Signatory 

Authorised Signatory 

SOURCE: BANKING SERVICES DIVISION, CENTRAL BANK OF KENYA