

INTER-BANK MONEY MARKET REPORT

Friday, August 14, 2015


ITEM	AMOUNT(M)	LENDING RATE %	WEIGHTED AV %
1	900	14.00	0.5434
2	200	16.00	0.1380
3	200	16.00	0.1380
4	100	16.00	0.0690
5	900	16.00	0.6211
6	300	17.00	0.2200
7	850	17.00	0.6232
8	50	17.00	0.0367
9	600	17.00	0.4399
10	200	18.00	0.1553
11	475	18.00	0.3688
12	500	18.00	0.3882
13	200	18.00	0.1553
14	100	18.50	0.0798
15	700	19.00	0.5736
16	300	19.00	0.2458
17	200	19.00	0.1639
18	50	19.00	0.0410
19	100	20.00	0.0863
20	50	20.00	0.0431
21	1300	20.00	1.1214
22	50	20.00	0.0431
23	700	20.00	0.6038
24	2036	20.00	1.7562
25	2500	20.00	2.1565
26	50	20.00	0.0431
27	100	22.00	0.0949
28	95	22.20	0.0910
29	200	22.50	0.1941
30	1000	23.00	0.9920
31	40	23.00	0.0397
32	300	23.00	0.2976
33	150	23.50	0.1520
34	50	23.70	0.0511
35	200	24.00	0.2070
36	50	24.00	0.0518
37	300	24.00	0.3105
38	50	24.00	0.0518
39	150	24.00	0.1553
40	100	24.00	0.1035
41	1000	24.00	1.0351
42	200	24.00	0.2070
43	2000	24.00	2.0702
44	50	24.10	0.0520
45	150	24.20	0.1566
46	50	24.30	0.0524
47	100	24.70	0.1065
48	250	24.70	0.2663
49	50	25.00	0.0539
50	200	25.00	0.2156
51	90	25.00	0.0970
52	1750	25.75	1.9435
53	300	25.90	0.3351
54	600	26.00	0.6728
23,186.00		TODAYS AVERAGE	20.9107


DAILY CBK LENDING

PRINCIPAL LOAN(Kshs M)	DAYS TO MATURITY	INTEREST RATE	INTEREST CHARGED(Kshs)
0	0	17.5	.00
TOTAL			.00


GOVERNMENT SECURITIES REDISCOUNTED

TYPE	DAYS TO MATURITY	AMOUNT(Ksh M)
NONE	0	0.00
TOTAL		0.00

Prepared By  _____

Checked By  _____

Authorised Signatory  _____

Authorised Signatory  _____

SOURCE: BANKING SERVICES DIVISION, CENTRAL BANK OF KENYA