

INTER-BANK MONEY MARKET REPORT

Thursday, January 22, 2015


ITEM	AMOUNT(M)	LENDING RATE %	WEIGHTED AV %
1	300	6.75	0.1439
2	1000	6.90	0.4904
3	1500	6.90	0.7356
4	600	6.90	0.2942
5	150	7.10	0.0757
6	100	7.10	0.0505
7	150	7.20	0.0768
8	70	7.20	0.0358
9	150	7.20	0.0768
10	100	7.20	0.0512
11	100	7.25	0.0515
12	100	7.25	0.0515
13	200	7.25	0.1031
14	150	7.25	0.0773
15	175	7.25	0.0902
16	150	7.25	0.0773
17	100	7.30	0.0519
18	50	7.30	0.0259
19	175	7.30	0.0908
20	50	7.30	0.0259
21	600	7.30	0.3113
22	50	7.40	0.0263
23	800	7.40	0.4208
24	50	7.45	0.0265
25	150	7.45	0.0794
26	75	7.45	0.0397
27	250	7.45	0.1324
28	100	7.50	0.0533
29	300	7.50	0.1599
30	100	7.50	0.0533
31	180	7.50	0.0959
32	75	7.50	0.0400
33	1500	7.50	0.7996
34	120	7.50	0.0640
35	50	7.50	0.0267
36	200	7.50	0.1066
37	600	7.50	0.3198
38	1000	7.55	0.5366
39	200	7.55	0.1073
40	300	7.55	0.1610
41	400	7.55	0.2146
42	150	7.60	0.0810
43	200	7.60	0.1080
44	150	7.65	0.0816
45	400	7.70	0.2189
46	100	7.70	0.0547
47	100	7.85	0.0558
48	500	7.90	0.2807
14,070.00		TODAYS AVERAGE	7.3320


DAILY CBK LENDING

PRINCIPAL LOAN(Kshs M)	DAYS TO MATURITY	INTEREST RATE	INTEREST CHARGED(Kshs)
0	0	14.5	.00
TOTAL			.00


GOVERNMENT SECURITIES REDISCOUNTED

TYPE	DAYS TO MATURITY	AMOUNT(Ksh M)
NONE	0	0.00
TOTAL		0.00

Prepared By 

Checked By 

Authorised Signatory 

Authorised Signatory 

SOURCE: BANKING SERVICES DIVISION, CENTRAL BANK OF KENYA