

**INTER-BANK MONEY MARKET REPORT**

Monday, February 15, 2016



ITEM	AMOUNT(M)	LENDING RATE %	WEIGHTED AV %
1	610	3.00	0.2328
2	100	3.50	0.0445
3	1000	4.00	0.5089
4	300	4.50	0.1718
5	2000	5.00	1.2723
6	750	5.00	0.4771
7	500	5.00	0.3181
8	100	6.00	0.0763
9	300	6.00	0.2290
10	50	6.50	0.0413
11	50	6.50	0.0413
12	50	6.50	0.0413
13	150	6.50	0.1240
14	100	6.50	0.0827
15	250	6.50	0.2067
16	200	6.50	0.1654
17	300	6.50	0.2481
18	100	6.75	0.0859
19	100	7.00	0.0891
20	45	7.00	0.0401
21	100	7.00	0.0891
22	205	7.50	0.1956
23	200	8.00	0.2036
24	100	8.50	0.1081
25	200	10.50	0.2672
	<b>7,860.00</b>	<b>TODAYS AVERAGE</b>	<b>5.3604</b>



**DAILY CBK LENDING**

PRINCIPAL LOAN(Kshs M)	DAYS TO MATURITY	INTEREST RATE	INTEREST CHARGED(Kshs)
0	0	17.5	.00
<b>TOTAL</b>			<b>.00</b>

**GOVERNMENT SECURITIES REDISCOUNTED**

TYPE	DAYS TO MATURITY	AMOUNT(Ksh M)
NONE	0	0.00
<b>TOTAL</b>		<b>0.00</b>

Prepared By   
 Authorised Signatory 

Checked By   
 Authorised Signatory 

SOURCE: BANKING SERVICES DIVISION, CENTRAL BANK OF KENYA

