

INTER-BANK MONEY MARKET REPORT

Vednesday, September 03, 2014


ITEM	AMOUNT(M)	LENDING RATE %	WEIGHTED AV %
1	250	7.00	0.0858
2	1000	7.25	0.3553
3	2000	7.35	0.7204
4	300	7.35	0.1081
5	250	7.50	0.0919
6	2000	7.50	0.7352
7	350	7.75	0.1329
8	150	7.80	0.0573
9	250	8.00	0.0980
10	50	8.00	0.0196
11	75	8.00	0.0294
12	200	8.25	0.0809
13	250	8.25	0.1011
14	200	8.30	0.0814
15	150	8.30	0.0610
16	50	8.35	0.0205
17	50	8.35	0.0205
18	100	8.35	0.0409
19	500	8.35	0.2046
20	150	8.35	0.0614
21	150	8.50	0.0625
22	750	8.50	0.3124
23	1500	8.50	0.6249
24	300	8.50	0.1250
25	300	8.50	0.1250
26	1200	8.50	0.4999
27	150	8.50	0.0625
28	50	8.50	0.0208
29	1000	8.50	0.4166
30	398.925	8.50	0.1662
31	1000	8.50	0.4166
32	1250	8.50	0.5207
33	50	8.50	0.0208
34	50	8.50	0.0208
35	150	8.50	0.0625
36	50	8.60	0.0211
37	150	8.70	0.0640
38	500	8.70	0.2132
39	50	8.75	0.0214
40	100	8.77	0.0430
41	100	8.80	0.0431
42	50	8.80	0.0216
43	50	8.80	0.0216
44	50	8.80	0.0216
45	50	8.80	0.0216
46	400	8.80	0.1725
47	50	8.80	0.0216
48	100	8.85	0.0434
49	150	8.90	0.0654
50	100	8.90	0.0436
51	30	8.90	0.0131
52	100	8.90	0.0436
53	950	8.90	0.4144
54	200	8.90	0.0872
55	50	8.90	0.0218
56	100	9.00	0.0441
57	200	9.00	0.0882
58	100	9.00	0.0441
59	100	9.15	0.0448
20,403.93		TODAYS AVERAGE	8.2033


DAILY CBK LENDING


PRINCIPAL LOAN(Kshs M)	DAYS TO MATURITY	INTEREST RATE	INTEREST CHARGED(Kshs)
0	0	14.5	.00
TOTAL			.00

GOVERNMENT SECURITIES REDISCOUNTED

TYPE	DAYS TO MATURITY	AMOUNT(Ksh M)
T/BILL	47	0.20
TOTAL		0.20

Prepared By 

Checked By 

Authorised Signatory 

Authorised Signatory 

SOURCE: BANKING SERVICES DIVISION, CENTRAL BANK OF KENYA