

**INTER-BANK MONEY MARKET REPORT**

Monday, September 01, 2014


ITEM	AMOUNT(M)	LENDING RATE %	WEIGHTED AV %
1	500	7.75	0.2284
2	500	8.00	0.2357
3	300	8.50	0.1503
4	500	8.50	0.2505
5	750	8.75	0.3868
6	2000	8.80	1.0372
7	400	8.80	0.2074
8	100	9.00	0.0530
9	275	9.00	0.1459
10	175	9.00	0.0928
11	1250	9.00	0.6630
12	600	9.00	0.3182
13	250	9.10	0.1341
14	100	9.20	0.0542
15	300	9.25	0.1635
16	2000	9.25	1.0903
17	2000	9.25	1.0903
18	200	9.30	0.1096
19	50	9.30	0.0274
20	75	9.30	0.0411
21	100	9.35	0.0551
22	200	9.40	0.1108
23	200	9.45	0.1114
24	950	9.50	0.5319
25	1000	9.50	0.5599
26	150	9.50	0.0840
27	150	9.50	0.0840
28	100	9.55	0.0563
29	398.025	9.75	0.2287
30	50	9.90	0.0292
31	20	9.90	0.0117
32	300	9.90	0.1750
33	100	9.95	0.0586
34	50	9.98	0.0294
35	100	9.98	0.0588
36	100	9.98	0.0588
37	150	10.00	0.0884
38	50	10.00	0.0295
39	100	10.00	0.0589
40	50	10.00	0.0295
41	325	10.25	0.1963
	<b>16,968.03</b>	<b>TODAYS AVERAGE</b>	<b>9.1260</b>

**DAILY CBK LENDING**

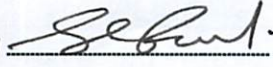
PRINCIPAL LOAN(Kshs M)	DAYS TO MATURITY	INTEREST RATE	INTEREST CHARGED(Kshs)
0	0	14.5	.00
		<b>TOTAL</b>	<b>.00</b>


**GOVERNMENT SECURITIES REDISCOUNTED**

TYPE	DAYS TO MATURITY	AMOUNT(Ksh M)
T/BILL	70	0.05
	<b>TOTAL</b>	<b>0.05</b>

Prepared By 

Checked By 

Authorised Signatory 

Authorised Signatory 

SOURCE: BANKING SERVICES DIVISION, CENTRAL BANK OF KENYA