

INTER-BANK MONEY MARKET REPORT

Thursday, September 04, 2014


ITEM	AMOUNT(M)	LENDING RATE %	WEIGHTED AV %
1	300	6.00	0.0936
2	1300	6.25	0.4226
3	1329	6.50	0.4493
4	2000	6.65	0.6918
5	200	7.00	0.0728
6	250	7.00	0.0910
7	50	7.50	0.0195
8	100	7.50	0.0390
9	100	7.50	0.0390
10	50	7.60	0.0198
11	1773	7.75	0.7147
12	150	7.75	0.0605
13	100	7.80	0.0406
14	100	7.80	0.0406
15	200	7.90	0.0822
16	750	8.00	0.3121
17	50	8.00	0.0208
18	200	8.00	0.0832
19	50	8.00	0.0208
20	200	8.00	0.0832
21	1500	8.00	0.6242
22	150	8.00	0.0624
23	200	8.00	0.0832
24	2000	8.00	0.8322
25	398.925	8.00	0.1660
26	1250	8.00	0.5201
27	400	8.00	0.1664
28	95	8.10	0.0400
29	250	8.20	0.1066
30	100	8.20	0.0427
31	50	8.20	0.0213
32	50	8.20	0.0213
33	50	8.20	0.0213
34	50	8.20	0.0213
35	50	8.25	0.0215
36	150	8.25	0.0644
37	150	8.25	0.0644
38	100	8.30	0.0432
39	50	8.30	0.0216
40	100	8.30	0.0432
41	30	8.30	0.0130
42	100	8.30	0.0432
43	100	8.30	0.0432
44	50	8.30	0.0216
45	100	8.35	0.0434
46	150	8.40	0.0655
47	400	8.40	0.1748
48	50	8.40	0.0218
49	100	8.50	0.0442
50	950	8.50	0.4200
51	200	8.50	0.0884
52	500	8.50	0.2211
53	100	8.75	0.0455
19,225.93		TODAYS AVERAGE	7.6300

DAILY CBK LENDING


PRINCIPAL LOAN(Kshs M)	DAYS TO MATURITY	INTEREST RATE	INTEREST CHARGED(Kshs)
0	0	14.5	.00
TOTAL			.00


GOVERNMENT SECURITIES REDISCOUNTED

TYPE	DAYS TO MATURITY	AMOUNT(Ksh M)
NONE	0	0.00
	TOTAL	0.00

Prepared By 

Checked By 

Authorised Signatory 

Authorised Signatory 

SOURCE: BANKING SERVICES DIVISION, CENTRAL BANK OF KENYA