

19th NOV. 2014

INTER-BANK MONEY MARKET REPORT

#####


ITEM	AMOUNT(M)	LENDING RATE %	WEIGHTED AV %
1	300	6.30	0.1929
2	350	6.35	0.2268
3	100	6.40	0.0653
4	600	6.40	0.3918
5	50	6.40	0.0327
6	125	6.40	0.0816
7	300	6.40	0.1959
8	100	6.40	0.0653
9	100	6.45	0.0658
10	175	6.45	0.1152
11	400	6.50	0.2653
12	100	6.50	0.0663
13	150	6.50	0.0995
14	100	6.50	0.0663
15	150	6.50	0.0995
16	540	6.50	0.3582
17	810	6.50	0.5372
18	700	6.50	0.4643
19	600	6.50	0.3980
20	50	6.50	0.0332
21	150	6.50	0.0995
22	50	6.50	0.0332
23	300	6.50	0.1990
24	300	6.55	0.2005
25	500	6.55	0.3342
26	500	6.55	0.3342
27	150	6.60	0.1010
28	400	6.60	0.2694
29	300	6.60	0.2020
30	100	6.60	0.0673
31	500	6.60	0.3367
32	50	6.65	0.0339
33	150	6.70	0.1026
34	200	6.70	0.1367
35	200	6.70	0.1367
36	100	6.70	0.0684
37	50	6.70	0.0342
	9,800.00	TODAYS AVERAGE	6.5106


DAILY CBK LENDING

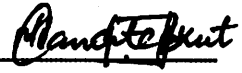
PRINCIPAL LOAN(Kshs M)	DAYS TO MATURITY	INTEREST RATE	INTEREST CHARGED(Kshs)
0	0	14.5	.00
		TOTAL	.00

GOVERNMENT SECURITIES REDISCOUNTED

TYPE	DAYS TO MATURITY	AMOUNT(Ksh M)
NONE	0	0.00
	TOTAL	0.00

Prepared By 

Checked By 

Authorised Signatory 

Authorised Signatory 

SOURCE: BANKING SERVICES DIVISION, CENTRAL BANK OF KENYA