

03. DECEMBER.2014.

INTER-BANK MONEY MARKET REPORT

#####


| ITEM | AMOUNT(M) | LENDING RATE % | WEIGHTED AV % |
|------------------|-----------|-----------------------|---------------|
| 1 | 1000 | 6.10 | 0.4656 |
| 2 | 300 | 6.25 | 0.1431 |
| 3 | 350 | 6.35 | 0.1697 |
| 4 | 1500 | 6.35 | 0.7271 |
| 5 | 500 | 6.40 | 0.2443 |
| 6 | 400 | 6.45 | 0.1969 |
| 7 | 450 | 6.45 | 0.2216 |
| 8 | 100 | 6.50 | 0.0496 |
| 9 | 120 | 6.50 | 0.0595 |
| 10 | 800 | 6.50 | 0.3969 |
| 11 | 200 | 6.50 | 0.0992 |
| 12 | 250 | 6.60 | 0.1260 |
| 13 | 230 | 6.60 | 0.1159 |
| 14 | 100 | 6.60 | 0.0504 |
| 15 | 250 | 6.60 | 0.1260 |
| 16 | 150 | 6.60 | 0.0756 |
| 17 | 150 | 6.65 | 0.0761 |
| 18 | 200 | 6.70 | 0.1023 |
| 19 | 500 | 6.70 | 0.2557 |
| 20 | 50 | 6.70 | 0.0256 |
| 21 | 50 | 6.75 | 0.0258 |
| 22 | 500 | 6.75 | 0.2576 |
| 23 | 250 | 6.75 | 0.1288 |
| 24 | 100 | 6.75 | 0.0515 |
| 25 | 300 | 6.75 | 0.1546 |
| 26 | 150 | 6.75 | 0.0773 |
| 27 | 200 | 6.80 | 0.1038 |
| 28 | 100 | 6.80 | 0.0519 |
| 29 | 400 | 6.80 | 0.2076 |
| 30 | 350 | 6.80 | 0.1817 |
| 31 | 50 | 6.80 | 0.0260 |
| 32 | 250 | 6.80 | 0.1298 |
| 33 | 300 | 6.80 | 0.1557 |
| 34 | 50 | 6.85 | 0.0261 |
| 35 | 500 | 6.85 | 0.2615 |
| 36 | 50 | 6.85 | 0.0261 |
| 37 | 400 | 6.85 | 0.2092 |
| 38 | 100 | 6.90 | 0.0527 |
| 39 | 50 | 6.90 | 0.0263 |
| 40 | 850 | 7.00 | 0.4542 |
| 41 | 500 | 7.00 | 0.2672 |
| 13,100.00 | | TODAYS AVERAGE | 6.6025 |


DAILY CBK LENDING


| PRINCIPAL LOAN(Kshs M) | DAYS TO MATURITY | INTEREST RATE | INTEREST CHARGED(Kshs) |
|------------------------|------------------|---------------|------------------------|
| 0 | 0 | 14.5 | .00 |
| TOTAL | | | .00 |


GOVERNMENT SECURITIES REDISCOUNTED

| TYPE | DAYS TO MATURITY | AMOUNT(Ksh M) |
|--------------|------------------|---------------|
| NONE | 0 | 0.00 |
| TOTAL | | 0.00 |

Prepared By 

Checked By 

Authorised Signatory 

Authorised Signatory 

SOURCE: BANKING SERVICES DIVISION, CENTRAL BANK OF KENYA