

**INTER-BANK MONEY MARKET REPORT**

Monday, December 08, 2014

ITEM	AMOUNT(M)	LENDING RATE %	WEIGHTED AV %
1	300	6.00	0.0800
2	600	6.15	0.1640
3	1000	6.25	0.2779
4	1500	6.25	0.4168
5	700	6.30	0.1961
6	500	6.30	0.1400
7	400	6.40	0.1138
8	1250	6.40	0.3557
9	130	6.45	0.0373
10	300	6.50	0.0867
11	200	6.50	0.0578
12	75	6.50	0.0217
13	903	6.50	0.2609
14	812.7	6.50	0.2348
15	200	6.50	0.0578
16	250	6.50	0.0722
17	800	6.50	0.2312
18	1000	6.50	0.2890
19	800	6.50	0.2312
20	1500	6.50	0.4335
21	200	6.55	0.0582
22	250	6.55	0.0728
23	100	6.60	0.0293
24	100	6.60	0.0293
25	50	6.60	0.0147
26	50	6.60	0.0147
27	200	6.60	0.0587
28	250	6.60	0.0734
29	50	6.60	0.0147
30	250	6.60	0.0734
31	450	6.60	0.1320
32	200	6.60	0.0587
33	2000	6.65	0.5913
34	80	6.65	0.0237
35	250	6.70	0.0745
36	50	6.70	0.0149
37	1000	6.75	0.3001
38	500	6.75	0.1500
39	80	6.75	0.0240
40	300	6.75	0.0900
41	903	6.75	0.2710
42	30	6.80	0.0091
43	1350	6.85	0.4111
44	500	7.00	0.1556
45	80	7.50	0.0267
<b>22,493.70</b>		<b>TODAYS AVERAGE</b>	<b>6.5300</b>


**DAILY CBK LENDING**

PRINCIPAL LOAN(Kshs M)	DAYS TO MATURITY	INTEREST RATE	INTEREST CHARGED(Kshs)
0	0	14.5	.00
<b>TOTAL</b>			<b>.00</b>


GOVERNMENT SECURITIES REDISCOUNTED

TYPE	DAYS TO MATURITY	AMOUNT(Ksh M)
T/BILL	63	0.05
	TOTAL	0.05


Prepared By



Checked By



Authorised Signatory



Authorised Signatory



SOURCE: BANKING SERVICES DIVISION, CENTRAL BANK OF KENYA