

**INTER-BANK MONEY MARKET REPORT**

Monday, November 17, 2014


ITEM	AMOUNT(M)	LENDING RATE %	WEIGHTED AV %
1	300	6.25	0.1479
2	500	6.25	0.2465
3	1000	6.25	0.4931
4	600	6.30	0.2982
5	50	6.30	0.0249
6	150	6.30	0.0746
7	1000	6.30	0.4970
8	350	6.35	0.1753
9	200	6.35	0.1002
10	150	6.40	0.0757
11	100	6.40	0.0505
12	100	6.40	0.0505
13	100	6.40	0.0505
14	300	6.40	0.1515
15	150	6.40	0.0757
16	150	6.40	0.0757
17	800	6.40	0.4039
18	175	6.40	0.0884
19	100	6.40	0.0505
20	50	6.40	0.0252
21	50	6.40	0.0252
22	400	6.40	0.2020
23	500	6.40	0.2525
24	50	6.40	0.0252
25	300	6.45	0.1527
26	600	6.45	0.3053
27	150	6.50	0.0769
28	100	6.50	0.0513
29	200	6.50	0.1026
30	100	6.50	0.0513
31	50	6.50	0.0256
32	150	6.50	0.0769
33	500	6.50	0.2564
34	1100	6.50	0.5641
35	50	6.50	0.0256
36	250	6.50	0.1282
37	1500	6.50	0.7692
38	50	6.50	0.0256
39	50	6.50	0.0256
40	200	6.70	0.1057
	<b>12,675.00</b>	<b>TODAYS AVERAGE</b>	<b>6.4041</b>


**DAILY CBK LENDING**


PRINCIPAL LOAN(Kshs M)	DAYS TO MATURITY	INTEREST RATE	INTEREST CHARGED(Kshs)
0	0	14.5	.00
		<b>TOTAL</b>	<b>.00</b>

**GOVERNMENT SECURITIES REDISCOUNTED**

TYPE	DAYS TO MATURITY	AMOUNT(Ksh M)
NONE	0	0.00
	<b>TOTAL</b>	<b>0.00</b>

Prepared By 

Checked By 

Authorised Signatory 

Authorised Signatory 

**SOURCE: BANKING SERVICES DIVISION, CENTRAL BANK OF KENYA**