

INTER-BANK MONEY MARKET REPORT

Friday, June 19, 2015


ITEM	AMOUNT(M)	LENDING RATE %	WEIGHTED AV %
1	500	11.00	0.4225
2	500	11.00	0.4225
3	500	11.00	0.4225
4	500	11.00	0.4225
5	500	11.00	0.4225
6	400	11.00	0.3380
7	100	11.20	0.0860
8	150	11.25	0.1296
9	125	11.30	0.1085
10	100	11.30	0.0868
11	75	11.40	0.0657
12	100	11.40	0.0876
13	50	11.40	0.0438
14	500	11.50	0.4417
15	500	11.50	0.4417
16	30	11.50	0.0265
17	140	11.50	0.1237
18	175	11.50	0.1546
19	100	11.50	0.0883
20	490.25	11.50	0.4331
21	320	11.50	0.2827
22	300	11.55	0.2662
23	250	11.60	0.2228
24	1050	11.60	0.9356
25	60	11.60	0.0535
26	150	11.60	0.1337
27	100	11.60	0.0891
28	100	11.70	0.0899
29	140	11.70	0.1258
30	250	11.75	0.2256
31	125	11.75	0.1128
32	100	11.80	0.0906
33	70	11.80	0.0634
34	850	11.85	0.7737
35	588	11.85	0.5352
36	50	11.90	0.0457
37	150	12.00	0.1383
38	100	12.00	0.0922
39	200	12.00	0.1844
40	380	12.00	0.3503
41	200	12.00	0.1844
42	1000	12.00	0.9218
43	300	12.00	0.2765
44	300	12.00	0.2765
45	100	12.25	0.0941
46	50	12.50	0.0480
47	200	12.50	0.1920
13,018.25		TODAYS AVERAGE	11.5727


DAILY CBK LENDING


PRINCIPAL LOAN(Kshs M)	DAYS TO MATURITY	INTEREST RATE	INTEREST CHARGED(Kshs)
0	0	16.00	.00
TOTAL			.00

GOVERNMENT SECURITIES REDISCOUNTED

TYPE	DAYS TO MATURITY	AMOUNT(Ksh M)
NONE	0	0.00
	TOTAL	0.00

Prepared By 

Checked By 

Authorised Signatory 

Authorised Signatory 

SOURCE: BANKING SERVICES DIVISION, CENTRAL BANK OF KENYA