

INTER-BANK MONEY MARKET REPORT

Thursday, April 23, 2015

ITEM	AMOUNT(M)	LENDING RATE %	WEIGHTED AV %
1	75	8.30	0.0407
2	600	8.95	0.3515
3	700	9.00	0.4123
4	500	9.00	0.2945
5	700	9.00	0.4123
6	277	9.00	0.1632
7	500	9.00	0.2945
8	500	9.00	0.2945
9	100	9.05	0.0592
10	50	9.10	0.0298
11	100	9.10	0.0596
12	50	9.10	0.0298
13	100	9.10	0.0596
14	50	9.10	0.0298
15	50	9.10	0.0298
16	100	9.10	0.0596
17	75	9.10	0.0447
18	277	9.10	0.1650
19	50	9.10	0.0298
20	50	9.20	0.0301
21	150	9.20	0.0903
22	100	9.20	0.0602
23	300	9.20	0.1806
24	50	9.20	0.0301
25	100	9.25	0.0605
26	100	9.25	0.0605
27	75	9.25	0.0454
28	2345	9.25	1.4197
29	938	9.25	0.5679
30	100	9.30	0.0609
31	100	9.30	0.0609
32	150	9.35	0.0918
33	150	9.45	0.0928
34	100	9.50	0.0622
35	100	9.50	0.0622
36	200	9.50	0.1244
37	200	9.50	0.1244
38	422.1	9.50	0.2624
39	500	9.50	0.3109
40	100	9.50	0.0622
41	50	9.50	0.0311
42	50	9.50	0.0311
43	500	9.50	0.3109
44	50	9.60	0.0314
45	200	9.60	0.1257
46	300	9.60	0.1885
47	500	9.60	0.3142
48	300	9.60	0.1885
49	250	9.65	0.1579
50	50	9.65	0.0316
51	100	9.65	0.0632
52	200	9.75	0.1276
53	200	9.75	0.1276
54	200	9.75	0.1276
55	200	9.80	0.1283
56	100	9.90	0.0648
57	150	9.95	0.0977
58	50	9.95	0.0326
59	50	10.00	0.0327
60	50	10.00	0.0327
61	100	10.00	0.0654
62	45	10.00	0.0295
63	400	10.00	0.2618
15,279.10		TODAYS AVERAGE	9.3225


DAILY CBK LENDING


PRINCIPAL LOAN(Kshs M)	DAYS TO MATURITY	INTEREST RATE	INTEREST CHARGED(Kshs)
0	0	14.5	.00
TOTAL			.00


GOVERNMENT SECURITIES REDISCOUNTED

TYPE	DAYS TO MATURITY	AMOUNT(Ksh M)
NONE	0	0.00
TOTAL		0.00

Prepared By 

Checked By 

Authorised Signatory 

Authorised Signatory 

SOURCE: BANKING SERVICES DIVISION, CENTRAL BANK OF KENYA