

INTER-BANK MONEY MARKET REPORT

Monday, March 30, 2015


ITEM	AMOUNT(M)	LENDING RATE %	WEIGHTED AV %
1			
2	800	7.50	0.4431
3	300	7.75	0.1717
4	500	7.75	0.2861
5	600	7.90	0.3500
6	1000	7.90	0.5834
7	250	8.00	0.1477
8	1000	8.00	0.5908
9	400	8.00	0.2363
10	100	8.10	0.0598
11	300	8.10	0.1794
12	50	8.15	0.0301
13	50	8.15	0.0301
14	100	8.15	0.0602
15	100	8.15	0.0602
16	250	8.15	0.1505
17	900	8.15	0.5416
18	50	8.20	0.0303
19	40	8.20	0.0242
20	50	8.20	0.0303
21	50	8.20	0.0303
22	100	8.20	0.0606
23	100	8.20	0.0606
24	50	8.20	0.0303
25	600	8.20	0.3633
26	150	8.25	0.0914
27	30	8.25	0.0183
28	200	8.25	0.1218
29	100	8.25	0.0609
30	70	8.25	0.0426
31	60	8.25	0.0366
32	100	8.30	0.0613
33	100	8.30	0.0613
34	50	8.30	0.0306
35	50	8.30	0.0306
36	50	8.30	0.0306
37	500	8.30	0.3065
38	100	8.30	0.0613
39	100	8.30	0.0613
40	500	8.30	0.3065
41	150	8.30	0.0919
42	150	8.35	0.0925
43	150	8.35	0.0925
44	200	8.35	0.1233
45	50	8.35	0.0308
46	400	8.35	0.2466
47	50	8.35	0.0308
48	100	8.40	0.0620
49	100	8.40	0.0620
50	250	8.40	0.1551
51	150	8.40	0.0930
52	100	8.40	0.0620
53	300	8.40	0.1861
54	750	8.50	0.4708
55	250	8.50	0.1569
56	42	8.50	0.0264
57	50	8.50	0.0314
58	400	8.50	0.2511
13,542.00		TODAYS AVERAGE	8.1376

DAILY CBK LENDING


PRINCIPAL LOAN(Kshs M)	DAYS TO MATURITY	INTEREST RATE	INTEREST CHARGED(Kshs)
0	0	14.5	.00
TOTAL			.00


GOVERNMENT SECURITIES REDISCOUNTED

TYPE	DAYS TO MATURITY	AMOUNT(Ksh M)
T/BILL	42	5.00
	TOTAL	5.00

Prepared By 

Checked By 

Authorised Signatory 

Authorised Signatory 

SOURCE: BANKING SERVICES DIVISION, CENTRAL BANK OF KENYA