

**INTER-BANK MONEY MARKET REPORT**

Tuesday, August 26, 2014


ITEM	AMOUNT(M)	LENDING RATE %	WEIGHTED AV %
1	800	9.00	0.5572
2	200	10.00	0.1548
3	1000	11.00	0.8512
4	1000	11.75	0.9092
5	50	13.00	0.0503
6	100	13.20	0.1021
7	125	13.50	0.1306
8	50	13.50	0.0522
9	50	13.80	0.0534
10	100	13.80	0.1068
11	50	13.80	0.0534
12	100	13.80	0.1068
13	100	13.80	0.1068
14	120	13.80	0.1281
15	100	13.85	0.1072
16	50	13.90	0.0538
17	120	13.90	0.1291
18	50	13.90	0.0538
19	100	13.95	0.1079
20	100	14.00	0.1083
21	100	14.00	0.1083
22	250	14.00	0.2708
23	886.5	14.00	0.9604
24	398 925	14.00	0.4322
25	443 25	14.00	0.4802
26	398 925	14.00	0.4322
27	310 275	14.00	0.3361
28	1000	14.00	1.0834
29	150	14.00	0.1625
30	50	14.00	0.0542
31	150	14.00	0.1625
32	200	14.00	0.2167
33	400	14.00	0.4333
34	200	14.00	0.2167
35	150	14.20	0.1648
36	200	14.20	0.2198
37	50	14.20	0.0549
38	500	14.20	0.5494
39	150	14.25	0.1654
40	200	14.25	0.2205
41	150	14.30	0.1660
42	250	14.30	0.2766
43	200	14.35	0.2221
44	500	14.35	0.5552
45	50	14.35	0.0555
46	300	14.40	0.3343
47	500	14.40	0.5572
48	20	14.45	0.0224
49	100	14.50	0.1122
50	50	14.50	0.0561
51	150	14.60	0.1695
52	100	14.75	0.1141
<b>12,922.88</b>		<b>TODAYS AVERAGE</b>	<b>13.2885</b>

**DAILY CBK LENDING**


PRINCIPAL LOAN(Kshs M)	DAYS TO MATURITY	INTEREST RATE	INTEREST CHARGED(Kshs)
0	0	14.5	.00
<b>TOTAL</b>			<b>.00</b>


GOVERNMENT SECURITIES REDISCOUNTED

TYPE	DAYS TO MATURITY	AMOUNT(Ksh M)
T/BILL	6	32.00
	TOTAL	32.00

Prepared By 

Authorised Signatory 

Checked By 

Authorised signatory 

SOURCE: BANKING SERVICES DIVISION, CENTRAL BANK OF KENYA