

INTER-BANK MONEY MARKET REPORT

Thursday, May 21, 2015


ITEM	AMOUNT(M)	LENDING RATE %	WEIGHTED AV %
1	500	11.00	0.3684
2	200	11.00	0.1474
3	100	11.00	0.0737
4	500	11.10	0.3718
5	1000	11.10	0.7435
6	100	11.20	0.0750
7	690	11.20	0.5177
8	600	11.25	0.4521
9	1500	11.25	1.1304
10	1000	11.25	0.7536
11	500	11.30	0.3785
12	100	11.30	0.0757
13	70	11.40	0.0535
14	100	11.40	0.0764
15	900	11.40	0.6873
16	50	11.50	0.0385
17	100	11.50	0.0770
18	70	11.50	0.0539
19	200	11.50	0.1541
20	50	11.50	0.0385
21	300	11.50	0.2311
22	600	11.50	0.4622
23	436	11.50	0.3359
24	436	11.50	0.3359
25	582	11.50	0.4483
26	690	11.50	0.5315
27	300	11.60	0.2331
28	300	11.60	0.2331
29	120	11.70	0.0940
30	300	11.70	0.2351
31	150	11.70	0.1176
32	300	11.75	0.2361
33	150	11.75	0.1181
34	400	11.75	0.3148
35	50	11.80	0.0395
36	50	11.85	0.0397
37	50	11.90	0.0399
38	100	12.00	0.0804
39	50	12.00	0.0402
40	200	12.00	0.1608
41	85	12.00	0.0683
42	100	12.10	0.0811
43	100	12.40	0.0831
44	500	12.40	0.4153
45	50	12.50	0.0419
46	100	12.50	0.0837
47	100	12.50	0.0837
14,929.00		TODAYS AVERAGE	11.4509


DAILY CBK LENDING


PRINCIPAL LOAN(Kshs M)	DAYS TO MATURITY	INTEREST RATE	INTEREST CHARGED(Kshs)
1200	1	14.5	476,712.30
TOTAL			476,712.30


GOVERNMENT SECURITIES REDISCOUNTED

TYPE	DAYS TO MATURITY	AMOUNT(Ksh M)
NONE	0	0.00
	TOTAL	0.00

Prepared By 

Checked By 

Authorised Signatory 

Authorised Signatory 

SOURCE: BANKING SERVICES DIVISION, CENTRAL BANK OF KENYA